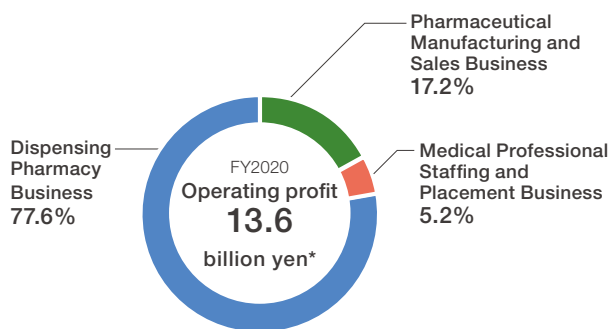
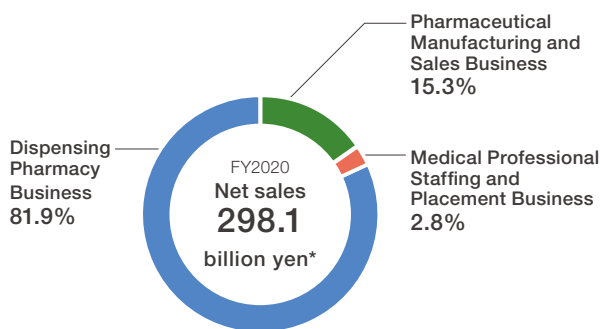


Business Portfolio



* Sales and operating profit are the total of the three main business segments. Adjustment amounts have not been subtracted. Percentages are rounded to the nearest unit.

Dispensing Pharmacy Business
Nihon Chouzai Co., Ltd.
Other dispensing subsidiaries

Information Provision and Consulting Business
Japan Medical Research Institute, Inc.
* Information Provision and Consulting Business results are included in the Dispensing Pharmacy Business segment.

A leading company in the pharmacy sector

Net sales	244.0 billion yen
Operating profit	10.5 billion yen
Pharmacies with family pharmacists	86% <small>(as of July 29, 2021)</small>
Pharmacies conducting at-home healthcare	94% <small>(one or more visit per year, as of June 2021)</small>

Providing high value-added information and services

Supporting customers through six business lines

- Drug Information Service
- Advertising Media Service
- Survey and Research Services
- Data Health Support Service
- Consulting Services
- Drug formulary implementation and education

Pharmaceutical Manufacturing and Sales Business
Nihon Generic Co., Ltd.
Choseido Pharmaceutical Co., Ltd.

A manufacturer of a full line of generic drugs

Net sales	45.6 billion yen
Operating profit	2.3 billion yen
Number of drugs on the market	677 <small>(including two over-the-counter drugs)</small>
Development, manufacturing bases	5 plants, 2 laboratories

Medical Professional Staffing and Placement Business
Medical Resources Co., Ltd.

An HR services company specializing in professionals in healthcare fields

Net sales	8.3 billion yen
Operating profit	0.7 billion

Reliability

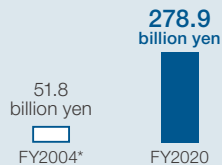


Taking the Lead in the Japanese Pharmacy Market



Consolidated net sales

Sales growth for
16 in a row



Sales growth for 16 years in a row since TSE listing

* Listed on Tokyo Stock Exchange (TSE), Second Section



Number of pharmacies

685

(as of September 1, 2021)

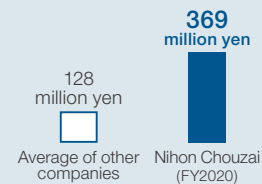


Pharmacies serving all prefectures in Japan, mainly three major metropolitan areas



Per pharmacy sales

No.1*



Result of a pharmacy network strategy focused on per pharmacy sales

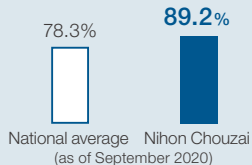
*Nihon Chouzai estimate based on materials disclosed by listed pharmacy chain operators.

Addressing Healthcare Issues Facing Japanese Society



Proportion of generic drugs

No.1



Promoting generic drug use by harnessing strong synergies with the Pharmaceutical Manufacturing and Sales Business



Staffing, placement job offers

Average job offers for healthcare professionals

Over 80,000 cases

Providing high-value-added services with superlative matching quality



Electronic medication notebook subscribers

No.1*

850,000
(as of August 2021)

Enhancing convenience and supporting patient health

*Nihon Chouzai estimate based on materials disclosed by listed pharmacy chain operators.

Support for Advanced Medical Care



Proportion of hospital-front pharmacies (university hospitals, general hospitals, etc.)

62.8%

(as of September 1, 2021)

Ongoing strategy of opening pharmacies with an emphasis on balance between hospital-front/on-site pharmacies and hybrid pharmacies



Pharmacy presence in major university hospitals nationwide

50.3%

(as of September 1, 2021)

Supporting advanced medical care and gaining expertise



Proportion of Nihon Chouzai pharmacists certified in outpatient oncology by JASPO*

1 in 4 pharmacists

(as of April 2021)

Placement of highly specialized pharmacists such as those accredited by an academic society

*Japanese Society of Pharmaceutical Oncology (JASPO)



Prescription unit price

16,869 yen

(FY2020 average)

Track record of handling highly specialized drugs